


## STEPS

- A Remove Screw. Remove windshield (Pry on one side where it hinges a small amount, then lift it off)
- B Remove Screw
- C Remove Screw
- D Remove Screw
- E Remove Screw
- F Remove Screw
- G Remove Screw
- H Remove Screw**
- I Remove Screw
- J Remove Wire
- K Remove Screw
- L Remove Screw
- M Remove Screw. Remove gear case cover
- N Here is the problem area. Gear bore is worn and gear pushes up. Remove the old gear.**
- O Install a new gear (Included in the packet) (Align teeth and make sure to push the gear all the way down)
- P Make sure LED is still in the same place during reassembling

**Reassemble in reverse order.**



A

RR 415

ROKENBOK™

RR 415



B



C



RR 415

RR 415

ROKENBOK™

PL7a

V3

FCT 1

FCT 2

FCT 3

FCT 4


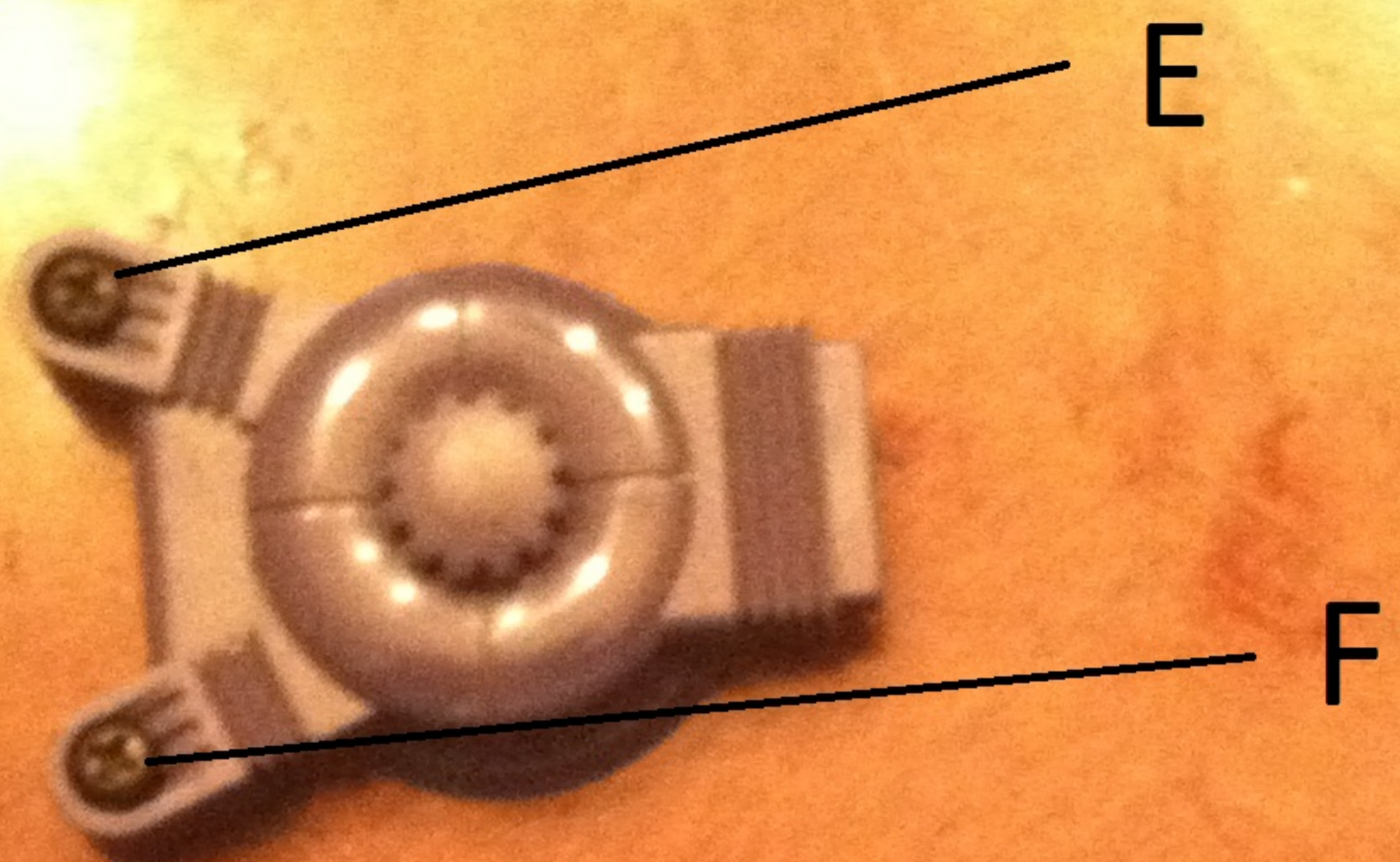



RR 415



D







BR 415

BR 415


I

J

K


L

M



N





P